

PREMIER

PLB-1581CU-RM

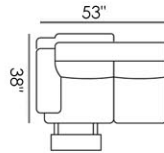
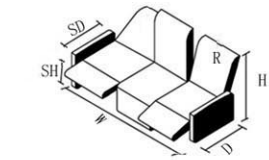


PLB-1581CU-RM

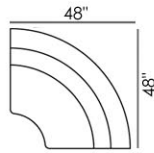
Dimensions

Configuration	Width(w)		Depth(D)		Height(H)		Seatdepth(SD)		Seat Height(SH)		Weight		Volume		Scatter
	inch	cm	inch	cm	inch	cm	inch	cm	inch	cm	Kg	lb	m ³	ft ³	Quantity
2ETLRM	53	135	38	97	40.5	103	21.0	53	19	48	58	127.6	1.51	53.5	\
2MCR	48	122	48	122	40.5	103	21.0	53	19	48	34	74.8	1.94	68.5	\
1MS	23	58	38	97	40.5	103	24.5	62	19	48	20	44.0	0.72	25.5	\
1ETRRM	30	76	38	97	40.5	103	21.0	53	19	48	40	88.0	0.90	32.0	\

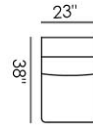
* All dimensions are approximate. please allow a tolerance of +\ -25mm(1")



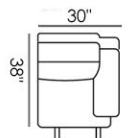
2ETLRM



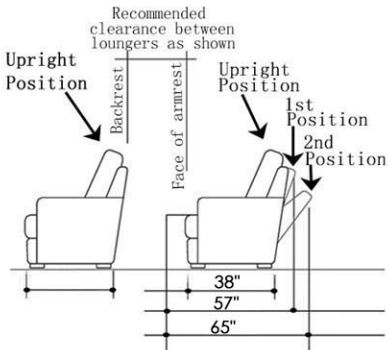
2MCR



1MS



1ETRRM



CONSTRUCTION

Seat: Nosag Spring

Back Support : Nosag Spring

Seat Cushion : D/33+Pocket Spring

Back Cushion : Channeled Fibre Fill

Arm Cushion : Loose Attached

Seat Cushion : Loose Attached

Back Cushion : Loose Attached

Pack Method : Boxed Standard

Feet Material : Plastic

Feet Height : 2ETLRM/1ETRRM=12mm 1MS/2MCR=1"

Feet Colour : Black

Remark: * All Supporting Test Certificates are available upon request.

* All our furniture is designed to suite a maximum user weight of 120kg.

* Size and style of actual components will vary according to range.

As a result of our policy of continuous design and development, we reserve the right to alter dimensions and specifications without prior notice.

PLB-1581CU-RM

11 Combinations

